

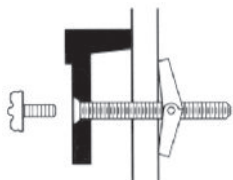
# Cast Plaque Specifications

## Mounting Methods



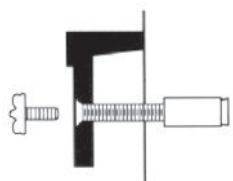
### BS - Boss and Stud

Bosses on back, drilled and tapped for threaded studs for concealed mounting to brick and stone. Flat-backed plates will not have bosses.



### RT - Rosettes and Toggle Bolt

Toggle Bolts for hollow tile or a cement block wall using optional rosette cover.



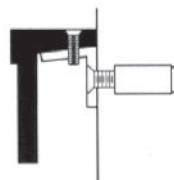
### RM - Rosettes, Machine Screws, and Expansion Sleeves

Expansion bolts for brick, stone or cement using optional rosette covers.



### WS - Wood Screws

For mounting to wood surfaces. Can also accommodate rosette covers on larger plaque sizes.




### IF - Invisible Frame (not standard)

Angle clips fastened to plaque with machine screws and ten toggle bolts, machine screws, or wood screws for wall mounting.

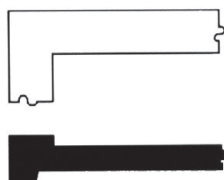
**Notes:** Plaques can be secured to wood, marble, metal, or glass with epoxy resin, but the surface must be smooth and the plaque flat-backed.

Plates with either dimension 4" and under will be drilled for 2 holes. Larger plates are drilled for 4 holes. Tamperproof or stainless steel hardware is available as a custom option.

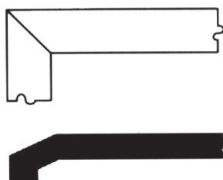
## Border Styles (five standard border styles are available)



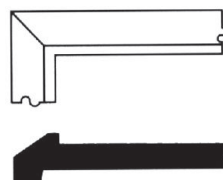
Straight Edge (SE)



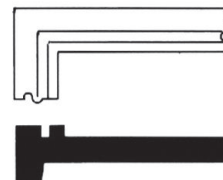
Single Line (SL)



Bevel Edge (BE)



Single Line Bevel Edge (SLBE)



Double Line (DL)

## Texture Styles



Leatherette




Pebbled

## Background Colors



Black



Verdi Green




Dark Brown Oxide Stain



Natural Silver



Antique Bronze



Natural Sandblast Bronze



Natural Sandblast Aluminum



9310 Gulfstream Road, Frankfort, IL 60423

2895 21st Ave. North, St. Petersburg, FL 33713

p| 815.806.8670

p| 727.327.1472

f| 815.806.8999

f| 727.327.6074

e| info@deskndoorusa.com

e| info@ddncsigns.com